

# EDUCATION RESOURCE KIT

Educational programs are designed to spark curiosity through the discovery of new ideas, immersive experiences and growth of youth through art & culture.



## BOLD

August 5th to October 22nd, 2023

### K-6 Art Outline:

In experiencing the BOLD exhibition, students are introduced to an appreciation of the different kinds of artworks, and how the artists world can be interpreted.

### Syllabus Links:

#### Students learn about:

- students will develop knowledge, skills and understanding in appreciating their own artworks and those of others, recognising the roles of artists, audiences and how the world can be interpreted.
- Students should be exposed to a wide range of artists, artworks and artistic practices in Australian cultures
- Students can also visit art galleries and museums in urban and regional locations and relevant internet sites. These opportunities also lead to culturally rich and imaginative learning experiences that assist students to enjoy and value the visual arts in their own lives.

### Objectives:

#### Students learn to:

- Students can think about themselves as members of an audience and recognise that in societies many people are interested in looking at and talking about art
- They can reflect on their own experiences as audience members and begin to understand how artworks act as representations

## Activities:

### Before your visit:

- Introduce students to the Colour Wheel (see Resources below) and experiment with making different colours by mixing paints
- Discuss with students how certain colours can make us feel an emotion, or remind us of something we associate with this colour - ask students to name associations with colours
- Look at examples from packaging or logos that use colours and ask students why those colours might be used

### During your visit:

- Students can fill in the 1-2-3 Reflection worksheet as they view the exhibit
- Teachers can discuss and point out different colours, textures and styles and ask students what they think the artist is representing in their own worlds
- Students can try and list as many colours as they can that are represented in the exhibition

### After your visit:

- Teachers can recap some of the different examples of art they have seen, what students thought of the exhibit
- Go through their 1-2-3 Reflection worksheet and discuss what they found interesting and questions they have about the exhibit
- Students can then do an artwork of their own that uses colour to represent an emotion or experience
- Students can take their understanding and put it into designing a new package for a product of their/teacher's choosing

---

## Resources:


- **Victoria Ougham**, Teaching Expertise, *14 Creative Colour Wheel Activities* (2023) <https://www.teachingexpertise.com/classroom-ideas/color-wheel-activity/>
- **Brad's Art School**, *Colour Theory - A Beginner's Guide* (2021) <https://www.youtube.com/watch?v=NBg3GjrcMF4>
- **Scratch Garden**, *The Colors Song* (2013) [https://www.youtube.com/watch?v=N8yuyekP\\_So&t=4s](https://www.youtube.com/watch?v=N8yuyekP_So&t=4s)
- **Scratch Garden**, *The Advanced Colors Song* (2016) <https://www.youtube.com/watch?v=fph81KVY6f8>
- **Art with Kristy**, *Distance Learning: The Colour Wheel*, 2020 <https://www.artwithkristy.com/blog/distancelearningcolourwheel>

# 3-2-1 Reflection Sheet: BOLD

Name:

Class:


**3** Things I See:



**2** Things I Find Interesting:



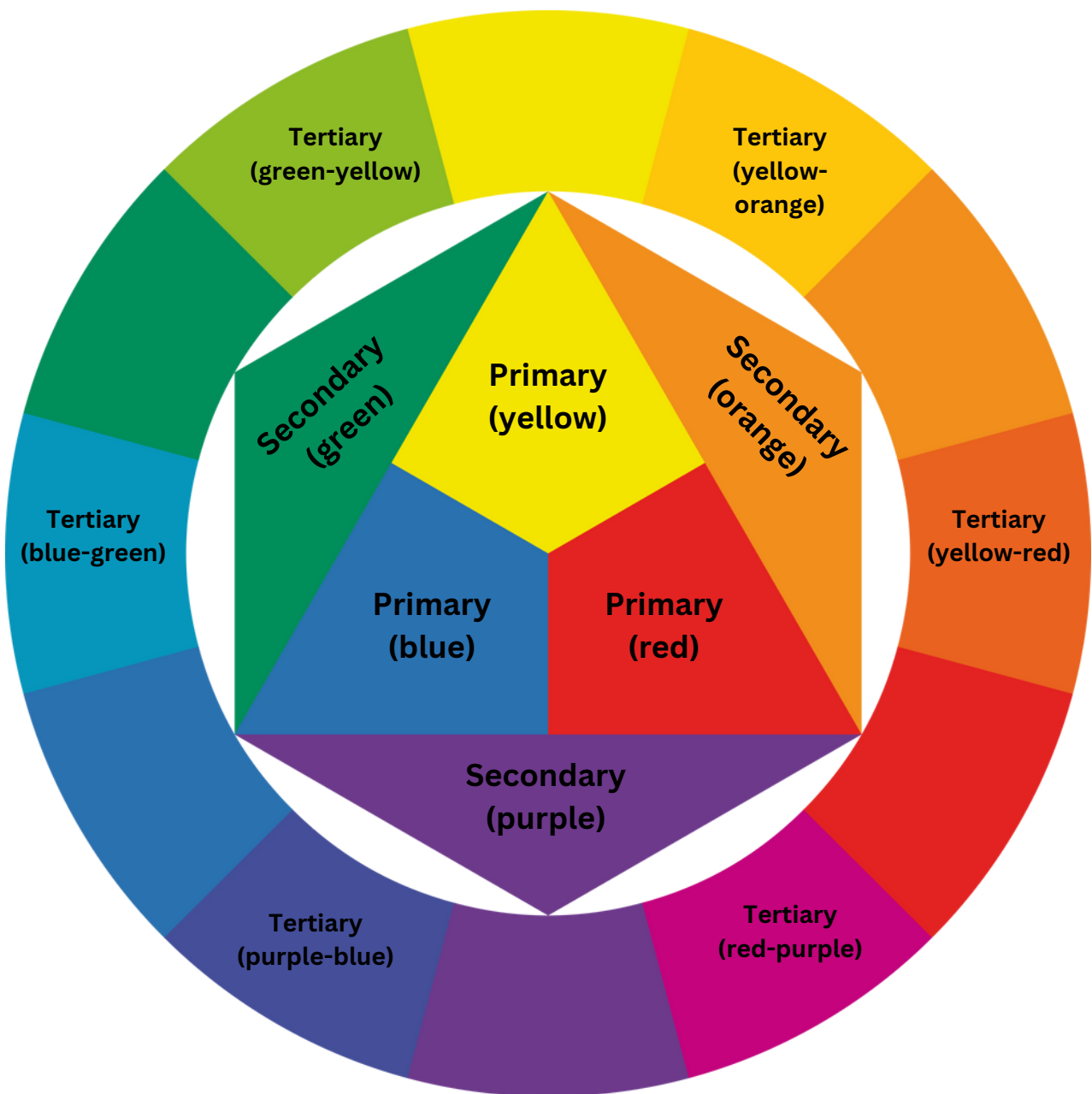
**1** Question I still have:



# Colour wheel

## Colour Theory

Complementary colours are on opposite sides



# FEEDBACK FORM

AT THE CENTRE



## BOLD

August 5th to October 22nd, 2023

Please let us know a few details about you & your visit to WPCC today.

Student

Teacher / Educator

Has visiting today deepened your understanding of:

Student Experiences

YES

SOMEWHAT

NO

Understanding of different art practices

Teachers / Educators Before visiting today had you:

Accessed our resource kit?

YES

NO

OR, i was unaware of educational resources.

We welcome your feedback: